



MITCHELL  
FURNITURE SYSTEMS

Mitchell wall mounted table and bench systems provide the most efficient use of space in a cafeteria or multi-purpose room setting. Individual benches and tables can be used while attached to the cabinets or easily removed from the cabinets allowing you to set your room up to meet each activities needs.

Cabinets are available in a number of different configurations. Multiple depth units can store up to four tables and eight benches. Recessed or surface mounted cabinets along with a variety of bench and table dimensions are available allowing you to purchase a system that is appropriate for every room's environment, regardless of room size or capacity requirements.

## “08” SERIES WALL MOUNTED TABLES, BENCHES & STORAGE CABINETS



New benches are designed to be stronger than older models for today's energetic kids and active environments.



Each table and bench set has sixteen points of contact with the cabinet when stored. When combined with leaf to leaf storage locks, key post locks, automatic locking hinges and an **anti-jackknife bench lift assist design**, the “08” series is one of the safest and most secure in the industry.

## MULTI-PURPOSE CONVERSIONS



Optional bench and table heights allow you to provide wheel chair accessibility throughout your cafeteria or multi-purpose room.

Remodeling? Mitchell has a variety of wall mounted options that retrofit into, or over, existing pockets.



# SPECIFICATIONS

## CABINETS

Ready-to-install, formed and welded sections of 16-gauge steel with 14-gauge sills, top cap and full steel back. Compartment safety top locks securely retain tables and benches in stored position. Compartments track tables and benches within channels, securing each into the cabinet. Cabinet has a powder coated finish.

## FOLDING UNDERSTRUCTURE

Leg top cross bars in steel-to-steel contact with inside of steel channel aprons, bolted to leg structures for maximum durability. Table pedestal end legs are high strength 14-gauge wall thickness electric welded steel tubing. Table legs and bench end legs equipped with 2" diameter, non-marking, rubber casters.

## TABLE AND BENCH TOPS

Adequate safety finger space between adjacent tops facilitates cleaning. No unsanitary key or lock holes. Edges fully protected. Top sections supported by two parallel, full-length 1.75" deep, cold rolled, smooth-edged, steel channel aprons with end safety dress-off fittings. Aprons and understructure secured to tops with deep, full-length threaded hex head "Sure-Grip" screws.

## LAMINATE TOPS

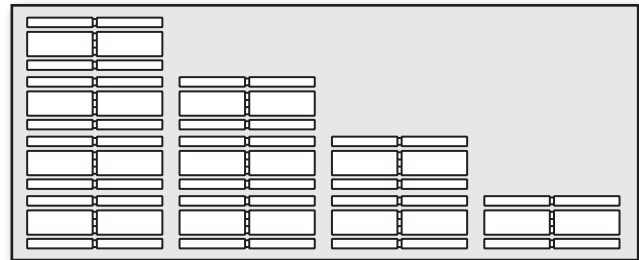
High pressure laminate sheets bonded to panels of board with backing sheets. Tops are approximately .8125" thick.

## STANDARD SIZES AND FINISHES

Tables to be 13'10" long by 28" or 30" wide, with benches 13'10" long by 10" or 12" wide. Tables 27" or 29" high furnished with 17" high benches. Understructure and aprons have a powder coated finish.

## GENERAL


Table stabilizers assure safe, easy unfolding and mechanical folding assistance. Table folding design provides off-center stance when partial unfolding, preventing runout or fallout from cabinet. Understructure free of finger-pinching, cutting, crushing and abrasion hazards. All locks concealed.



Recessed and Surface Mounted  
Single - Double - Triple - Quad Depth



Automatic Downlock  
Single Hand Release



Track Arm Pin  
Easy Table/Bench Tracking




Bench Hydraulic Lift Assist  
Operator Friendly




Anti-Jackknife  
Children Safety




Laminate Color Choices  
Huge Selection



DuraEdge™ - or - DuraBond™  
Choice of Edge Treatment



Key Post Locks  
An Extra Measure of Security



Bench Center Support  
For Added Strength



Storage Lock  
Automatic Locks & Easy Release

MODEL 08 SERIES	TABLES	BENCHES
Length	14' 13' 12' 10'	14' 13' 12' 10'
Width	28" or 30"	10" or 12"
Height	27" 29"	17"



MITCHELL  
FURNITURE SYSTEMS

Contact Factory for Custom Cabinet Configurations and Table/Bench Heights.

P.O. Box 1156 • 1700 West St. Paul Ave. • Milwaukee WI 53201  
Phone: 414.342.3111 • Toll Free: 800.290.5960 • Fax: 414.342.4239 • [www.mitchell-tables.com](http://www.mitchell-tables.com)

[WWW.MITCHELL-TABLES.COM](http://WWW.MITCHELL-TABLES.COM)

