



MITCHELL
FURNITURE SYSTEMS

Mitchell ConVerTable is the total multi-seating solution for schools, businesses, churches, community clubs, actually any organization that requires maximum use from furniture for their multi-purpose space. Our 3-in-1 ConVerTable can be changed from a bench style seat with a back to a seat with a table top, in one easy motion. Join two of these table top seats together with our steel linking device and instantly create tables with bench seating on both sides for cafeteria and more relaxed table applications. ConVerTable is just another innovative table solution from your friends at Mitchell Furniture Systems.



CB-1729-E96 - Auditorium Style

VERSATILE

CONFIGURATIONS



CB-1729-E96 - Cafeteria Style



CB-1729-E96 - Classroom Style

ConVerTable Bench Tables The 3-in-1 Solution

- ◆ Auditorium/Meeting Setting
- ◆ Classroom/Testing Mode
- ◆ Cafeteria Configuration



15 Year Warranty

SPECIFICATIONS

Table Top Supports

Full length, 1-3/4" D x 16-gauge cold rolled steel apron channels with rounded edges and dressed off end fittings for safety.

End Legs

Constructed of all-welded 1-1/4", 14 gauge box steel tubing. Linkages are 3/16" thick by 1" wide, connected with 3/8" bolts and secured with nylon insert lock nuts.

Bench Supports

Bench tops are supported by three 1-1/16", 14 gauge round steel tube legs. Each extends to the floor and are capped with a cushioned glide.

Table & Bench Tops

Choose either our custom DuraEdge™ Polyvinyl, extended bullnose edge on 3/4" Resin Wood core, topped with high pressure laminate and balanced with durable Gator™ black backer. Or tops edged with Mitchell's DuraBond™ black Polyurea, moisture retardant edge on 3/4" MDF core, topped with high pressure laminate, with a rigid, black Phenolic, moisture retardant backer.

Fasteners

Tops are attached with full threaded, hex head screws with a minimum holding power of 300lbs. Each fastener is machine driven and seated. The hex head permits normal maintenance of units if required.

Swing Locks

Rigid steel swing-locks are standard on all units. These locks clamp at apron holding two ConverTables together when in the cafeteria table mode.

Unitized Construction

Welded steel brackets and fittings solidly join and position legs to channel support aprons.

Casters

Four, 3" diameter, non-marking, oil-less ball bearing swivel casters are factory installed. Two casters are furnished with locking brakes.


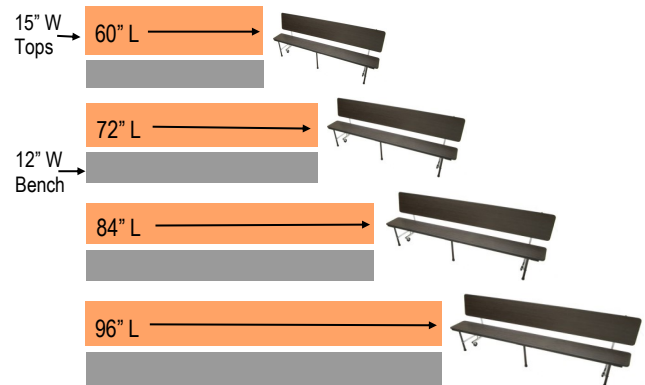
Metal Finish

End legs are available in either Black Epoxy Powder Coat or Nickel Chromium. The understructure is black epoxy powder coat.

Laminate Choices

There are 100's of laminate choices to consider from several laminate sources. These are available at no additional charge.


FOUR SIZE CHOICES



Section 902 of the 2010 ADA Standards Requires 5% of the cafeteria space to be compliant. ADA tables are to be 28" to 34" H, have knee clearance of 27" H x 19" D and provide a 30" W serving surface. ConverTable meets those requirements.



Steel swing clamps are rigid and are fastened to the apron of each table. When setting up for cafeteria use, locks swing in place and hold two tables firmly in place. These are standard.



ConverTables nest together using minimal storage space when compared to other tables.

Long Lasting Quality

MODEL #	Leg Finish	Top Dimensions	Bench Dimensions	Folded Dimensions	Weight	Seats
CB-1729-C96	Chrome	96" L x 15" W x 29" H	95" L x 12" W x 17" H	96" L x 22.25" D x 34" H	135 Lbs.	5 Adults - 6 Kids
CB-1727-C96	Chrome	96" L x 15" W x 27" H	95" L x 12" W x 17" H	96" L x 22.25" D x 34" H	135 Lbs.	5 Adults - 6 Kids
CB-1729-E96	Black	96" L x 15" W x 29" H	95" L x 12" W x 17" H	96" L x 22.25" D x 34" H	135 Lbs.	5 Adults - 6 Kids
CB-1727-E96	Black	96" L x 15" W x 27" H	95" L x 12" W x 17" H	96" L x 22.25" D x 34" H	135 Lbs.	5 Adults - 6 Kids
CB-1729-C84	Chrome	84" L x 15" W x 29" H	83" L x 12" W x 17" H	84" L x 22.25" D x 34" H	125 Lbs.	4 Adults - 5 Kids
CB-1727-C84	Chrome	84" L x 15" W x 27" H	83" L x 12" W x 17" H	84" L x 22.25" D x 34" H	125 Lbs.	4 Adults - 5 Kids
CB-1729-E84	Black	84" L x 15" W x 29" H	83" L x 12" W x 17" H	84" L x 22.25" D x 34" H	125 Lbs.	4 Adults - 5 Kids
CB-1727-E84	Black	84" L x 15" W x 27" H	83" L x 12" W x 17" H	84" L x 22.25" D x 34" H	125 Lbs.	4 Adults - 5 Kids
CB-1729-C72	Chrome	72" L x 15" W x 29" H	71" L x 12" W x 17" H	72" L x 22.25" D x 34" H	115 Lbs.	3 Adults - 4 Kids
CB-1727-C72	Chrome	72" L x 15" W x 27" H	71" L x 12" W x 17" H	72" L x 22.25" D x 34" H	115 Lbs.	3 Adults - 4 Kids
CB-1729-E72	Black	72" L x 15" W x 29" H	71" L x 12" W x 17" H	72" L x 22.25" D x 34" H	115 Lbs.	3 Adults - 4 Kids
CB-1727-E72	Black	72" L x 15" W x 27" H	71" L x 12" W x 17" H	72" L x 22.25" D x 34" H	115 Lbs.	3 Adults - 4 Kids

60" L ConverTables are also available in chrome and black metal finish.

